












TESNIT® BA-M possesses excellent thermal resistance and mechanical properties, especially bolt torque retention which makes it suitable for a very wide range of applications, particularly steam supply, heating and cooling systems.



PROPERTIES

SUPERIOR	MECHANICAL RESISTANCE	THERMAL RESISTANCE		
EXCELLENT				CHEMICAL RESISTANCE
VERY GOOD			SEALABILITY PERFORMANCE	
GOOD				
MODERATE				

APPROPRIATE INDUSTRIES & APPLICATIONS

-  POTABLE WATER SUPPLY
-  SHIPBUILDING
-  STEAM SUPPLY
-  POWER PLANT
-  GAS SUPPLY
-  REFRIGERATION AND COOLING
-  PETROCHEMICAL INDUSTRY
-  HEATING SYSTEMS
-  FOOD INDUSTRY
-  HIGH TEMP. APPLICATIONS
-  PAPER AND CELLULOSE INDUSTRY

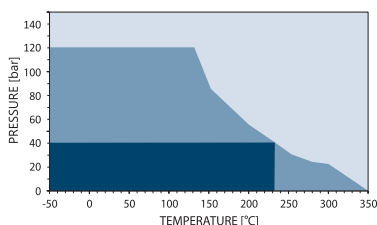
Composition	Biosoluble mineral and aramid fibres, inorganic fibres, NBR binder	
	Optional steel wire mesh or expanded steel reinforcement	
Color	Grey / Green	
Approvals	BAM (Oxygen)	BS 7531 Grade X
	EC 1935/2004	

TECHNICAL DATA Typical values for a thickness of 2 mm

Density	DIN 28090-2	g/cm ³	1.7
Compressibility	ASTM F36J	%	10
Recovery	ASTM F36J	%	60
Tensile strength	ASTM F152	MPa	13
Stress resistance	DIN 52913		
50 Mpa, 175 °C, 16 h		MPa	35
50 Mpa, 300 °C, 16 h		MPa	27
Specific leak rate	DIN 3535-6	mg/(s·m)	0.05
Thickness increase	ASTM F146		
Oil IRM 903, 150 °C, 5 h		%	5
ASTM Fuel B, 23 °C, 5 h		%	6
Compression modulus	DIN 28090-2		
At room temperature: ϵ_{KSW}		%	10.8
At elevated temperature: $\epsilon_{WSW/200\text{ °C}}$		%	11.0
Creep relaxation	DIN 28090-2		
At room temperature: ϵ_{KRW}		%	4.1
At elevated temperature: $\epsilon_{WRW/200\text{ °C}}$		%	0.8
Max. operating conditions			
Peak temperature		°C/°F	440/824
Continuous temperature		°C/°F	350/662
- with steam		°C/°F	300/572
Pressure		bar/psi	120/1740

P-T DIAGRAM

EN 1514-1, Type IBC, PN 40, DIN 28091-2 / 3.8, 2.0 mm



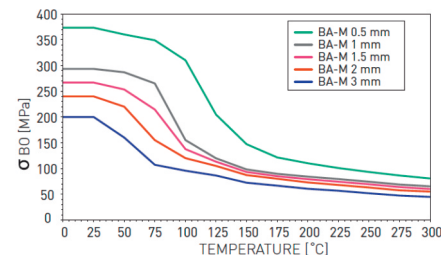
- General suitability - Under common installation practices and chemical compatibility.
- Conditional suitability - Appropriate measures ensure maximum performance for joint design and gasket installation. Technical consultation is recommended.
- Limited suitability - Technical consultation is mandatory.

P-T diagram indicates the maximum permissible combination of internal pressure and service temperature which can be simultaneously applied for a given gasket's thickness, size and tightness class. Given the wide variety of gasket applications and service conditions, these values should only be regarded as a guidance for the proper gasket assembly. In general, thinner gaskets exhibit better P-T properties.

Surface finish	Standard: 4AS. Optional: graphite or PTFE
Sheet dimensions	Size (mm): 1500 x 1500 3000 x 1500 4500 x 1500 Thickness (mm): 0.5 1.0 1.5 2.0 3.0 Other sizes and thicknesses available on request
Tolerances	On length and width: ± 5 % On thickness up to 1.0 mm: ± 0.1 mm On thickness above 1.0 mm: ± 10 %

Acetamide	+	Dioxane	-	Oleic acid	+
Acetic acid, 10%	+	Diphtyl (Dowtherm A)	+	Oleum (Sulfuric acid, fuming)	-
Acetic acid, 100% (Glacial)	-	Esters	○	Oxalic acid	○
Acetone	○	Ethane (gas)	+	Oxygen (gas)	+
Acetonitrile	-	Ethers	+	Palmitic acid	+
Acetylene (gas)	+	Ethyl acetate	○	Paraffin oil	+
Acid chlorides	-	Ethyl alcohol (Ethanol)	+	Pentane	+
Acrylic acid	○	Ethyl cellulose	○	Perchloroethylene	-
Acrylonitrile	○	Ethyl chloride (gas)	-	Petroleum (Crude oil)	+
Adipic acid	+	Ethylene (gas)	+	Phenol (Carbolic acid)	-
Air (gas)	+	Ethylene glycol	+	Phosphoric acid, 40%	○
Aldehydes	○	Formaldehyde (Formalin)	○	Phosphoric acid, 85%	-
Alum	+	Formamide	○	Phthalic acid	+
Aluminium acetate	+	Formic acid, 10%	+	Potassium acetate	+
Aluminium chlorate	○	Formic acid, 85%	○	Potassium bicarbonate	+
Aluminium chloride	○	Formic acid, 100%	-	Potassium carbonate	+
Aluminium sulfate	○	Freon-12 (R-12)	+	Potassium chloride	+
Amines	-	Freon-134a (R-134a)	+	Potassium cyanide	+
Ammonia (gas)	○	Freon-22 (R-22)	○	Potassium dichromate	○
Ammonium bicarbonate	+	Fruit juices	○	Potassium hydroxide	○
Ammonium chloride	+	Fuel oil	+	Potassium iodide	+
Ammonium hydroxide	+	Gasoline	+	Potassium nitrate	+
Amyl acetate	○	Gelatin	+	Potassium permanganate	○
Anhydrides	○	Glycerine (Glycerol)	+	Propane (gas)	+
Aniline	-	Glycols	+	Propylene (gas)	+
Anisole	○	Helium (gas)	+	Pyridine	-
Argon (gas)	+	Heptane	+	Salicylic acid	○
Asphalt	+	Hydraulic oil (Glycol based)	+	Seawater/brine	+
Barium chloride	+	Hydraulic oil (Mineral type)	+	Silicones (oil/grease)	+
Benzaldehyde	-	Hydraulic oil (Phosphate ester based)	○	Soaps	+
Benzene	+	Hydrazine	-	Sodium aluminate	+
Benzoic acid	○	Hydrochloric acid, 10%	○	Sodium bicarbonate	+
Bio-diesel	+	Hydrochloric acid, 37%	-	Sodium bisulfite	+
Bio-ethanol	+	Hydrofluoric acid, 10%	-	Sodium carbonate	+
Black liquor	○	Hydrofluoric acid, 48%	-	Sodium chloride	+
Borax	+	Hydrogen (gas)	+	Sodium cyanide	○
Boric acid	+	Iron sulfate	+	Sodium hydroxide	○
Butadiene (gas)	+	Isobutane (gas)	+	Sodium hypochlorite (Bleach)	○
Butane (gas)	+	Isooctane	+	Sodium silicate (Water glass)	+
Butyl alcohol (Butanol)	+	Isoprene	+	Sodium sulfate	+
Butyric acid	+	Isopropyl alcohol (Isopropanol)	+	Sodium sulfide	+
Calcium chloride	+	Kerosene	+	Starch	+
Calcium hydroxide	+	Ketones	○	Steam	+
Carbon dioxide (gas)	+	Lactic acid	○	Stearic acid	+
Carbon monoxide (gas)	+	Lead acetate	+	Styrene	○
Cellosolve	○	Lead arsenate	+	Sugars	+
Chlorine (gas)	-	Magnesium sulfate	+	Sulfur	○
Chlorine (in water)	-	Maleic acid	○	Sulfur dioxide (gas)	○
Chlorobenzene	○	Malic acid	○	Sulfuric acid, 20%	-
Chloroform	-	Methane (gas)	+	Sulfuric acid, 98%	-
Chloroprene	○	Methyl alcohol (Methanol)	+	Sulfuryl chloride	-
Chlorosilanes	-	Methyl chloride (gas)	○	Tar	+
Chromic acid	-	Methylene dichloride	○	Tartaric acid	○
Citric acid	○	Methyl ethyl ketone (MEK)	○	Tetrahydrofuran (THF)	-
Copper acetate	+	N-Methyl-pyrrolidone (NMP)	○	Titanium tetrachloride	-
Copper sulfate	+	Milk	○	Toluene	+
Creosote	○	Mineral oil (ASTM no.1)	+	2,4-Toluenediisocyanate	○
Cresols (Cresylic acid)	-	Motor oil	+	Transformer oil (Mineral type)	+
Cyclohexane	+	Naphtha	+	Trichloroethylene	-
Cyclohexanol	+	Nitric acid, 10%	-	Vinegar	+
Cyclohexanone	○	Nitric acid, 65%	-	Vinyl chloride (gas)	-
Decalin	+	Nitrobenzene	-	Vinylidene chloride	-
Dextrin	+	Nitrogen (gas)	+	Water	+
Dibenzyl ether	○	Nitrous gases (NOx)	○	White spirits	+
Dibutyl phthalate	○	Octane	+	Xylenes	+
Dimethylacetamide (DMA)	○	Oils (Essential)	○	Xylenol	-
Dimethylformamide (DMF)	○	Oils (Vegetable)	○	Zinc sulfate	+

σ_{BO} DIAGRAM DIN 28090-1



σ_{BO} diagram represents σ_{BO} values for different gasket material thicknesses. These values indicate the maximum in-service compressive pressures which can be applied on the gasket area involved without destructing or damaging the gasket material.

CHEMICAL RESISTANCE CHART

The recommendations made here are intended as a guideline for the selection of a suitable gasket type. As the function and durability of products are dependent upon a number of factors, the data may not be used to support any warranty claims. If there are specific type-approval regulations, these have to be complied with.

- + Recommended |
- Recommendation depends on operating conditions |
- Not recommended |



DONIT TESNIT, d.o.o.

Cesta komandanta Staneta 38

1215 Medvode, Slovenia, EU

Phone: +386 (0)1 582 33 00

Fax: +386 (0)1 582 32 06

+386 (0)1 582 32 08

Web: www.donit.eu

E-mail: info@donit.eu

For disclaimer please visit <http://donit.eu/disclaimer/>
Copyright © DONIT TESNIT, d.o.o.

All rights reserved

Date of issue: 06.2020 / TDS-BAM-05-2015

All information and data quoted are based upon decades of experience in the production and operation of sealing elements. This data may not be used to support any warranty claims. With its publication this latest edition supersedes all previous issues and is subject to change without further notice.